


Ministry of Science and Higher Education Ulyanovsk State University	Form	
F-working discipline program		



APPROVED BY
by the decision of the Academic Council of the institute (faculty)
from «22» June 2020, protocol № 10/220
Chairman Midlenko V.I.
« 22. 06 » 2020.
is approved by the unit administering the discipline

DISCIPLINE WORK PROGRAMME

Discipline	Phthisiology
faculty	Medical
Course	6
Department	Faculty Therapy

Direction (speciality) 31.05.01 Internal Medicine _____

Direction (profile/specialization) _____ speciality

The form of training _____ full-time

Date of introduction to the educational process of ULSU: « 1 » September 2020.

(When updating the working program, the maximum number of records on updating is indicated at the meeting of the department and the following form is filled in):

The program is updated at the meeting of the Department: Protocol 1 of 30.08.2021.



The program is updated at the meeting of the Department: Protocol 9 of 29.04.2022.


The program is updated at the meeting of the Department: Protocol 9 of 28.04.2023.

The program is updated at the meeting of the Department: Protocol 9 of 16.04.2024.

Information about the developers:

Name	Department	Position, academic degree, title
Savonenkova L.N.	Faculty Therapy	Ph.D.Med, docent

AGREEMENT	AGREEMENT
Head of Department, implementing the discipline	Head of the graduating department
 V.I. <u> </u> / <u> </u> Ruzov Signature Name « <u>16</u> » <u>05</u> <u>2020</u>	 M.A. <u> </u> / <u> </u> Vize-Chrypunova Signature Name « <u>16</u> » <u>05</u> <u>2020</u>

Министерство науки и высшего образования РФ Ульяновский государственный университет	Форма	
Ф-Рабочая программа дисциплины		

1. GOALS AND OBJECTIVES OF DEVELOPMENT OF DISCIPLINE:

Objectives of the discipline: to teach students methods of diagnosis, detection, treatment and prevention of tuberculosis

Tasks of mastering the discipline:

- master the technique of examining a patient with tuberculosis;
- master the methods of diagnosis and differential diagnosis of pulmonary tuberculosis and other localization;
- master the methodology of organizing, planning and conducting immunodiagnostics and fluorographic examinations for the timely detection of tuberculosis;
- master the methodology of organizing and planning specific and non-specific tuberculosis prevention.

2. PLACE OF DISCIPLINE IN THE STRUCTURE OF OPOP:

Discipline B1.B.45 "Phthysiology" refers to the basic (mandatory) part of block 1 of the specialty according to GEF 3+ VO (2016) and the curriculum of the specialty 05.31.01

"Medical business" section B1, approved by the rector of Ulyanovsk State University.

The study of phthysiology is preceded by the study of the following disciplines: B.1. B.11 - anatomy (anatomy of the respiratory system); B1. B.17 normal physiology (Physiology of the respiratory system); B1. B.18 - microbiology, virology (causative agent of tuberculosis and its properties, detection methods); B1. B.22 - pathological anatomy, clinical pathological anatomy (Pathological anatomy of pulmonary tuberculosis and other organs); B1. B. 19 - propaedeutics of internal diseases (Respiratory research methods); B1. B. 50 - radiation diagnosis (Methods of radiation examination of the lungs and other organs and systems); B1. B. 28 - pharmacology and B.1.B 47 - clinical pharmacology (Pharmacodynamics and pharmacokinetics of anti-TB drugs); B1. B.OD.9 - immunology (Immunity and allergy); B1. B.26 - public health and healthcare (Basic epidemiological indicators); B1. B.34 - faculty therapy, occupational diseases (The clinical picture of the main respiratory diseases and their differential diagnosis); B2.P5. - Clinical practice (assistant doctor in a hospital) - maintaining medical records, skills in patient examination techniques.

3. LIST OF PLANNED RESULTS OF TRAINING IN THE DISCIPLINE (MODULE) RELATED TO PLANNED RESULTS OF DEVELOPMENT OF THE EDUCATIONAL PROGRAM


Readiness for medical use of drugs and other substances and their combinations in solving professional problems (**GPC -8**);

Ability and willingness to implement a set of measures aimed at maintaining and strengthening health and including the formation of a healthy lifestyle, preventing the onset and (or) spread of diseases, their early diagnosis, identifying the causes and conditions of their occurrence and development, as well as aimed at eliminating harmful effects on human health of environmental factors (**PC-1**);


Ability and willingness to conduct preventive medical examinations, clinical examination and the implementation of clinical supervision (**PC 2**);


Ability and willingness to collect and analyze patient complaints, his medical history, examination results, laboratory, instrumental, pathological and other studies in order to recognize the state or establish the presence or absence of a disease (**PC5**);

The ability to determine the patient's main pathological conditions, symptoms, syndromes of diseases, nosological forms in accordance with the International Statistical Classification of Diseases and Health Problems, X revision (**PC 6**).

Министерство науки и высшего образования РФ Ульяновский государственный университет	Форма	
Ф-Рабочая программа дисциплины		

Code and name of competency	The list of planned learning outcomes by discipline (module), correlated with competency indicators
GPC 8 - Preparedness for medical use of drugs and other substances and their combinations in solving professional problems); Ability and willingness to determine the management tactics of patients with various nosological forms.	Know: The basic principles of treatment for tuberculosis. Methods of etiotropic, pathogenetic and symptomatic therapy. Methods of surgical treatment of tuberculosis. Be able to: Develop a treatment plan for the patient, taking into account the course and complications of the disease. Own: Algorithm for treating a patient with tuberculosis.
PC1- Ability and willingness to implement a set of measures aimed at maintaining and strengthening health and including the formation of a healthy lifestyle, prevention of the onset and (or) spread of diseases, their early diagnosis, identification of the causes and conditions of their occurrence and development, as well as aimed at eliminating the harmful effects of environmental factors on human health.	Know: Etiology, pathogenesis, pathological anatomy of tuberculosis; The causative agent of tuberculosis and its properties, methods for detecting MBT; The morphological picture of tuberculosis; Types of inflammatory tissue reactions in tuberculosis; The structure of tuberculous granuloma; Morphological manifestations of paraspecific reactions in tuberculosis; Immunological research methods (tuberculin diagnostics). Be able to: Interpret the results of bacterioscopic, bacteriological, molecular genetic, immunological research methods for tuberculosis; interpret the results of histological studies for tuberculosis; interpret the results of tuberculin tests. Own: Methods of bacterioscopic, bacteriological, Molecular genetic, immunological, morphological studies in tuberculosis.
PC2- Ability and willingness to conduct preventive medical examinations, clinical examination and the implementation of clinical supervision.	Know: Medical documentation on the methodology of organizing mass immunodiagnostics in children and adolescents; Methodology for prophylactic fluorographic examinations; Methods of specific (vaccination, chemoprophylaxis, focal work) and non-specific (sanitary enlightenment) prophylaxis tuberculosis in adults, children and adolescents; Groups tuberculosis risk (medical and social); Clinical observation groups for tuberculosis patients. Be able to: Make a plan for the detection and prevention of tuberculosis in a therapeutic (pediatric) area; draw up medical records. Own: Methodology for preparing medical documentation. Methods of organizing and conducting preventive examinations of the population for tuberculosis; Methods of specific and non-specific prevention of tuberculosis; Dispensary monitoring people at risk for tuberculosis

Министерство науки и высшего образования РФ Ульяновский государственный университет	Форма	
Ф-Рабочая программа дисциплины		
<p>PC 5 - Ability and willingness to collect and analyze patient complaints, his medical history, results examination, laboratory, instrumental, pathological and other studies in order to recognize the condition or establish the fact of the presence or absence of the diseases</p>	<p>Know - Clinical, radiological, laboratory signs of the most common non-tuberculous lung diseases and the principles of their differential diagnosis with tuberculosis. Clinical, radiological, morphological and laboratory manifestations of non-tuberculous diseases of peripheral lymph nodes, bones and joints, central nervous system, and other systems and the principles of their differential diagnosis with tuberculosis of the corresponding organs and systems. To be able to - Conduct a survey, physical examination of the patient; Identify the main symptoms and syndromes of the disease, interpret the results of laboratory and instrumental data. To identify and interpret pathological changes in radiographs and other materials of radiation examination of the respiratory system. To conduct differential diagnosis of tuberculosis of the respiratory system and other organs and systems. Own - Methods of diagnosis and differential diagnosis of pulmonary tuberculosis and extrapulmonary localization.</p>	
<p>PC 6 - the ability to determine in the patient the main pathological conditions, symptoms, syndromes of diseases, nosological forms in accordance with International Statistical classification of diseases and health problems, X revision.</p>	<p>Know - Clinical, radiological and laboratory criteria for various forms of tuberculosis in people of different age groups. Clinical classification of tuberculosis and ICD-10. To be able to - Diagnose tuberculosis of the respiratory system and other localizations in adults, children and adolescents, assess the stage of the disease, its severity and prognosis. Formulate a diagnosis of respiratory tuberculosis and extrapulmonary localization in accordance with clinical classification and ICD 10. Own - Methods of clinical diagnosis and formulation of the diagnosis of pulmonary tuberculosis and other organs.</p>	


Министерство науки и высшего образования РФ Ульяновский государственный университет	Форма	
Ф-Рабочая программа дисциплины		

4.1. TOTAL DIFFICULTY OF DISCIPLINE

4.2. 4.2. The volume of discipline in credits (total) 5


4.3. The volume of discipline by type of educational work (in hours)

Type of study	Number of hours (for each form of training: full-time / part-time / part-time part of a separate table)			
	Total accordi ng to plan	Including by semester		
		1	2	3
1	2	3	4	5
Contact work of students with teacher in accordance with UP	72			
Classroom classes:				
lectures	18			
practical and seminars	54			
laboratory work workshops	Not are provided			
Self Job	36			
Form of current knowledge control and independent work control: testing, counter. work, colloquium, abstract, etc. (not less than 2 species)	Testing job interview			
Course work	Not provided for			
Types of intermediate certification (exam, offset)	Exam - 36 hours			
Total hours for discipline	144			


Министерство науки и высшего образования РФ Ульяновский государственный университет	Форма	
Ф-Рабочая программа дисциплины		

**4.3. The content of the discipline (module.) Distribution of hours by topics and types of academic work:
Full-time form of education
(for each form of study: full-time / part-time / part-time, a separate table is filled in)**


Title and sections and topics	Total	Types of Training					The form of current knowledge control
		Auditory lessons			Classes in Interactive form	Independent work	
		Lectures	Practical classes, workshop	Laboratory works, workshops			
Section 1. Epidemiology, etiology and pathogenesis, pathological anatomy and methods for diagnosing tuberculosis							
Total	14	4	6			4	
The history of the development of phthisiology, classification and tuberculosis epidemiology		2					Testing, interviewing, problem solving
Etiology, pathogenesis, morphology of tuberculosis. Immunity for tuberculosis. Methods diagnosis of tuberculosis		2					Testing, interviewing, problem solving
Epidemiologists, etiology, pathogenesis, tuberculosis pathology, methods survey.			6			4	Testing, interviewing, problem solving
Section 2. Clinical picture of tuberculosis							
Total	84	14	42			28	
Primary period of tuberculosis infection	12	2	6			4	Reading x-ray grams, supervision of patients;

Министерство науки и высшего образования РФ Ульяновский государственный университет	Форма	
Ф-Рабочая программа дисциплины		

Title and sections and topics	Total	Types of Training					The form of current knowledge control
		Auditory lessons			Classes in Interactive form	Independent work	
		Lectures	Practical classes, workshops	Laboratory works, workshops			
							Testing, interviewing, solution tasks
Disseminated and miliary pulmonary tuberculosis	12	2	6			4	Reading x-ray grams, supervision of patients ; Testing, interviewing, solution tasks
Focal and infiltrative pulmonary tuberculosis. Caseous pneumonia.	12	2	6			4	Reading x-ray grams, supervision of patients; Testing, interviewing, solution tasks
Pulmonary tuberculoma	12	2	6			4	Reading x-ray grams, supervision of patients Testing, interviewing, decision

Министерство науки и высшего образования РФ Ульяновский государственный университет	Форма	
Ф-Рабочая программа дисциплины		

Title and sections and topics	Total	Types of Training			The form of current knowledge control	
		Auditory lessons		Classes in Interactive form		Independent work
		Lectures	Practical works			
Tuberculous pleurisy	12	2	6		4	Reading roentgenograms supervision of patients Testing, interview problem solving Reading roentgenograms supervision of patients
Destructive tuberculosis lungs. Complications and urgent state when tuberculosis. Destructive tuberculosis	12	2	6		4	Reading roentgenograms supervision of patients ; Testing, interview problem solving Reading roentgenograms supervision of patients
Extrapulmonary forms of tuberculosis Tuberculosis combined with other diseases, tuberculosis and motherhood	12	2	6		4	Reading of roentgenograms supervision of patients Testing, interview problem solving Reading Roentgenograms supervision of patients Testing,
Section 3 Identification prevention and treatment						
Identification prevention and treatment	12	2	6		4	Testing, interview problem solving

Министерство науки и высшего образования РФ Ульяновский государственный университет		Форма					
Title and sections and topics	Total	Types of Training					The form of current knowledge control
		Auditory lessons			Interactive classes	Independent work	
		Lectures	Practical classes, workshops	Laboratory workshops			
Detection of tuberculosis in adults and children, Tuberculosis prevention	6	1	3			2	Testing, interviewing, problem solving
Tuberculosis treatment	6	1	3			2	Testing, interviewing, problem solving
Total	108	18	54			36	
Exam	36					36	
In the whole	144	18	54			72	

5. COURSE CONTENT

Section 1. Epidemiology, etiology and pathogenesis, pathological anatomy and methods for diagnosing tuberculosis

Topic 1. The history of the development of TB, classification and epidemiology of tuberculosis. The history of the development of TB in the world, in Russia, in the region. Principles of anti-TB work in Russia. Clinical classification of tuberculosis. Classification of tuberculosis according to ICD X revision.

The epidemiology of tuberculosis at the present stage. The role of socio-economic and environmental factors. Infection, the incidence of tuberculosis. The prevalence of tuberculosis. Tuberculosis mortality

Theme 2. Etiology, pathogenesis, morphology of tuberculosis. Immunity for tuberculosis. Methods for the diagnosis of tuberculosis. The causative agent of tuberculosis and its properties. Drug resistance. Atypical mycobacteria. The pathogenesis of tuberculosis. Sources and entry gates of infection. Pathomorphology of tuberculosis. Tuberculous granuloma. Types of specific tissue reactions in tuberculosis. Non-specific and para-specific inflammation in tuberculosis. Methods for the diagnosis of tuberculosis: clinical, instrumental, radiation, laboratory.

Section 2. Clinical picture of tuberculosis

Theme 3. The primary period of tuberculosis infection. The concept of the primary and secondary periods of tuberculosis infection. An early period of tuberculosis infection. Turn of tuberculin test. Tuberculosis. Primary tuberculosis complex. Tuberculosis of the intrathoracic lymph nodes: infiltrative and tumor forms. Small forms of tuberculosis of the intrathoracic lymph nodes. Clinical forms of primary tuberculosis in adults.

Theme 4. Disseminated and miliary tuberculosis of the lungs. The pathogenesis of disseminated and miliary tuberculosis, risk factors. Acute, subacute and chronic disseminated tuberculosis. The clinical picture, course, outcomes, diagnostic criteria, differential diagnosis. Features of the clinical picture of miliary tuberculosis. Diagnosis and differential diagnosis, outcomes.

Topic 5. Focal and infiltrative pulmonary tuberculosis. Caseous pneumonia. Pathogenesis and pathological anatomy of focal pulmonary tuberculosis (ALT): soft and fibrous - focal pulmonary tuberculosis. Clinic, diagnostics, outcomes, differential diagnostics EXL. The problem of activity EXT. Koch test. Infiltrative pulmonary tuberculosis (ITL): broncholobular, round, cloud-like, 3 24

infiltrates; periscissuritis, lobes. Pathogenesis and pathological anatomy of ITL. Clinic, diagnosis, outcomes, differential diagnosis of ITL. Caseous pneumonia. Features of pathogenesis and clinical presentation. Outcomes.

Topic 6. Tuberculoma of the lung. Caseoma - homogeneous, conglomerate, layered: pathogenesis, morphology. Filled cavity: pathogenesis, morphology. Infiltrative pneumonic tuberculoma: pathogenesis, morphology. The clinical picture, x-ray semiotics tuberculosis. Differential diagnosis of tuberculosis. Outcomes of various types of tuberculosis, treatment features.

Topic 7. Tuberculous pleurisy. Tuberculous pleurisy: pathogenesis, pathological anatomy. Classification of tuberculous pleurisy. The clinical picture and criteria for the diagnosis of tuberculous pleurisy. The role of pleural puncture in the diagnosis of pleurisy. Differential diagnosis of tuberculous pleurisy. Outcomes and treatment features of tuberculous pleurisy.

Theme 8. Destructive pulmonary tuberculosis. Complications and emergency conditions for tuberculosis. The concept of destructive pulmonary tuberculosis. Pathogenesis and pathological anatomy of destructive pulmonary tuberculosis. Pathomorphological types of cavities. The clinical picture, course and outcomes of fibro-cavernous pulmonary tuberculosis. The clinical picture, course and outcomes of cirrhotic pulmonary tuberculosis. Differential diagnosis of fibro-cavernous and cirrhotic pulmonary tuberculosis. Complications of tuberculosis: LSN, amyloidosis, atelectasis, etc. Emergency conditions for tuberculosis: hemoptysis and pulmonary hemorrhage, spontaneous pneumothorax and first aid for them.

Theme 9. Extrapulmonary forms of tuberculosis. Tuberculosis combined with other diseases, tuberculosis and motherhood. The structure of extrapulmonary tuberculosis (VLT) and the problems of its detection. The general concept of the pathogenesis of isolated VLT. Pathological anatomy of VLT. The clinical picture and diagnosis of tuberculosis of bones and joints. Clinic and diagnosis of tuberculosis of the urinary system. Clinic and diagnosis of tuberculosis of female and male genitalia. Clinic and diagnosis of tuberculous meningitis. Clinic and diagnosis of tuberculosis of the abdominal cavity. Clinic and diagnosis of tuberculosis of the skin, eyes, PLU. The main problems of comorbidity in tuberculosis. Tuberculosis and motherhood.

Section 3. Detection, treatment and prevention of tuberculosis

Theme 10. Detection of tuberculosis in adults and children. Orders and standards for the organization of the tuberculosis service. Organization of the early detection of tuberculosis in adults: fluorographic examination (frequency in risk groups, decreed groups). Organization of the Mantoux Test with 2TE and a recombinant tuberculosis allergen for the early detection of tuberculosis in children. TB Dispensary. Dispensary accounting groups.

Theme 11. Treatment of tuberculosis. History, goals, criteria for the effectiveness of treatment. General principles for the treatment of tuberculosis. Chemotherapy: principles, classification of drugs, side effects of drugs; standard chemotherapy regimens. Pathogenetic methods of treating tuberculosis: indications and contraindications to them. Collapsotherapy therapeutic methods for treating tuberculosis: indications and contraindications. Surgical treatments for tuberculosis: radical and palliative surgery for pulmonary tuberculosis. Sanatorium treatment of tuberculosis patients.

Theme 12. Prevention of tuberculosis. Specific tuberculosis prophylaxis: BCG vaccination and revaccination. Chemoprophylaxis of tuberculosis (primary and secondary). Prevention of tuberculosis in the foci of tuberculosis infection. Nonspecific tuberculosis prevention

6. TOPICS OF PRACTICAL AND SEMINAR LESSONS

Section 1. Epidemiology, etiology and pathogenesis, pathological anatomy and methods for diagnosing tuberculosis

Topic 1. Etiology, pathogenesis and pathomorphology of tuberculosis. Methods of physical,

Questions to the topic


- 1 Specific and para-specific inflammatory tissue reactions in tuberculosis. Tuberculosis granuloma
- 2 The concept of proliferative and alternative types of specific tissue reactions in tuberculosis and their clinical significance
- 3 Indicators of clinical OAC, OAM, biochemical blood analysis for tuberculosis
- 4 Methods for the detection of MBT (bacterioscopic, bacteriological, molecular genetic)
- 5 Instrumental and functional research methods
- 6 Immunological diagnosis of tuberculosis. Tuberculin tests - diagnostic, provocative
- 7 Indications and contraindications for the Mantoux test with 2 TE in children
- 8 Indications and contraindications for testing with a recombinant tuberculosis allergen (DIASKINTEST) in children and adolescents
- 9 Grinchar – Karpilovsky test: indications, technique, assessment of results
- 10 Koch test: indications, contraindications, technique, evaluation of results
- 11 X-ray and other radiation research methods for tuberculosis

Section 2. Clinical picture of tuberculosis

Topic 2. Primary period of tuberculosis infection. Pathogenesis of the primary period of tuberculosis. Turn of tuberculin test. Tuberculosis. Tuberculosis of the intrathoracic lymph nodes: infiltrative and tumor forms. Small forms of tuberculosis of the intrathoracic lymph nodes. Primary tuberculosis complex. Features of primary tuberculosis in adults. Atypical forms of primary tuberculosis. Clinic, diagnosis, differential diagnosis. Immunity for tuberculosis. Turn of tuberculin test. The concept of latent tuberculosis infection. The role of the Mantoux test in the diagnosis of primary tuberculosis. Diaskintest as a method of differential diagnosis of infection and post-vaccination allergy. Pathological anatomy of tuberculosis of primary tuberculosis.

Questions to the topic:

- 1 Data from a general clinical laboratory study in the primary tuberculosis complex
- 2 The results of the study of sputum on the causative agent of the disease in the primary tuberculosis complex
- 3 The results of immunological diagnostics in the primary tuberculosis complex - Mantoux test with 2 TE and a recombinant tuberculosis allergen (diaskin test)
- 4 X-ray picture of the primary tuberculosis complex
- 5 Bronchoscopic picture in the complicated course of the primary tuberculosis complex
- 6 Data from a general clinical laboratory study for tuberculosis of the intrathoracic lymph nodes
- 7 The results of a study of sputum on the causative agent of tuberculosis in tuberculosis of the intrathoracic lymph nodes
- 8 Results of immunological diagnostics for tuberculosis of the intrathoracic lymph nodes - Mantoux test with 2 TE and a recombinant tuberculosis allergen (diaskin test)
- 9 X-ray picture of tuberculosis of the intrathoracic lymph nodes
- 10 Bronchoscopic picture in complicated course of tuberculosis of the intrathoracic lymph nodes
- 11 The role of computed tomography in the diagnosis of small forms of tuberculosis of the intrathoracic lymph nodes

Министерство науки и высшего образования РФ Ульяновский государственный университет	Форма	
Ф-Рабочая программа дисциплины		

Topic 3. Disseminated pulmonary tuberculosis. Miliary tuberculosis of the lungs. Sepsis Landusi. The pathogenesis of disseminated and miliary tuberculosis, risk factors. Acute, subacute and chronic disseminated tuberculosis. The clinical picture, course, outcomes, diagnostic criteria, differential diagnosis. Features of the clinical picture of miliary tuberculosis. Diagnosis and differential diagnosis, outcomes. The most acute tuberculosis sepsis of Landusi: features of pathomorphology, clinic and outcomes.

Questions to the topic:

- 1 Data from a general clinical laboratory study for disseminated and miliary pulmonary tuberculosis
- 2 The results of the study of sputum on the causative agent of the disease in disseminated and miliary pulmonary tuberculosis
- 3 Results of immunological diagnosis of disseminated and miliary pulmonary tuberculosis
- 4 X-ray picture of disseminated and miliary pulmonary tuberculosis
- 5 Changes in the function of external respiration in disseminated and miliary pulmonary tuberculosis
- 6 ECG changes in disseminated and miliary pulmonary tuberculosis


Topic 4. Focal and infiltrative pulmonary tuberculosis. Caseous pneumonia. Pathogenesis, clinic, diagnostics and differential diagnosis of soft and fibro-focal pulmonary tuberculosis. Infiltrative pulmonary tuberculosis. X-ray syndrome of dimming in the lung. Types of infiltrates: bronchobular, round, cloudy; perissssuritis, lobes. Pathogenesis, clinic, diagnosis, differential diagnosis. Caseous pneumonia. Features of morphogenesis and clinical presentation, differential diagnosis, complications, outcomes

Questions to the topic:

- 1 Data from a general clinical laboratory study for focal pulmonary tuberculosis
- 2 The results of the study of sputum on the causative agent of the disease in focal pulmonary tuberculosis
- 3 The role of immunological diagnosis (Koch test) in determining the activity of focal pulmonary tuberculosis
- 4 X-ray picture of soft-focal and fibro-focal pulmonary tuberculosis
- 5 Data from a general clinical laboratory study for infiltrative pulmonary tuberculosis
- 6 The results of the study of sputum on the causative agent of the disease in infiltrative pulmonary tuberculosis
- 7 The role of immunological diagnostics (Grinchar-Karpilovsky test) in determining the degree of immunity in infiltrative pulmonary tuberculosis
- 8 X-ray picture of bronchobular, round, cloud-like type of infiltrative pulmonary tuberculosis
- 9 Changes in the function of external respiration in various types of tuberculous infiltrates
- 10 ECG changes in various types of tuberculous infiltrates
- 11 Data from a general clinical laboratory study for caseous pneumonia
- 12 The results of the study of sputum on the causative agent of the disease in caseous pneumonia
- 13 The role of immunological diagnosis (Grinchar-Karpilovsky test) in determining the degree of immunity in caseous pneumonia
- 14 X-ray picture of caseous pneumonia
- 15 Changes in the function of external respiration in caseous pneumonia
- 16 ECG changes in caseous pneumonia

Topic 5. Tuberculoma of the lung. Classification, pathogenesis, clinic, diagnosis and differential diagnosis of tuberculoma. Features of the treatment of infiltrative-pneumonic, pseudotuberculoma and caseoma. Tuberculosis outcomes X-ray syndrome of a round shadow in the lung

Questions to the topic:

Министерство науки и высшего образования РФ Ульяновский государственный университет	Форма	
Ф-Рабочая программа дисциплины		

- 1 Data from a general clinical laboratory study for pulmonary tuberculosis
- 2 The results of the study of sputum on the causative agent of the disease in pulmonary tuberculosis
- 3 The role of immunological diagnosis (samples with a recombinant tuberculosis allergen) in pulmonary tuberculosis
- 4 Morphological picture of tuberculoma such as caseoma, pneumoniae infiltrative tuberculoma and pulmonary pseudotuberculoma
- 5 Radiological picture of tuberculoma such as caseoma, infiltrative pneumonic tuberculoma and pseudotuberculoma of the lung

Topic 6. Tuberculous pleurisy. Tuberculous pleurisy. Classification, pathogenesis, clinical features, diagnosis and differential diagnosis of tuberculous pleurisy. Fluid syndrome in the pleural cavity. Fluid syndrome in the pleural cavity. Puncture of the pleural cavity and the study of pleural fluid

Questions to the topic:

- 1 Data from a general clinical laboratory blood test for tuberculous pleurisy
- 2 Data from a general clinical laboratory and biochemical study of the contents of the pleural cavity in tuberculous pleurisy
- 3 The results of the study of the contents of the pleural cavity on the pathogen

diseases with tuberculous pleurisy


- 4 The role of immunological diagnostics (tests with a recombinant tuberculosis allergen) in tuberculous pleurisy
- 5 Morphological picture of endoscopic pleural biopsy in tuberculous pleurisy
- 6 X-ray picture of tuberculous pleurisy
- 7 X-ray picture of osmotic tuberculous pleurisy
- 8 Function of external respiration in tuberculous pleurisy
- 9 ECG changes in tuberculous pleurisy

Topic 7. Destructive forms of pulmonary tuberculosis. Cavernous, fibro-cavernous pulmonary tuberculosis; factors contributing to their formation, pathogenesis, clinical features, diagnosis and differential diagnosis. X-ray syndrome of the cavity in the lung. Cirrhotic tuberculosis. Outcomes. Features of reference.

questions to the topic:

- 1 Data from a general clinical laboratory study for cavernous, fibro-cavernous and cirrhotic pulmonary tuberculosis
- 2 The results of a study on the causative agent of the disease in cavernous, fibrotic-cavernous and cirrhotic pulmonary tuberculosis
- 3 X-ray picture with cavernous pulmonary tuberculosis
- 4 X-ray picture with fibro-cavernous pulmonary tuberculosis
- 5 X-ray picture with cirrhotic pulmonary tuberculosis
- 6 Function of external respiration in cavernous, fibro-cavernous and cirrhotic pulmonary tuberculosis
- 7 ECG changes in cavernous, fibro-cavernous and cirrhotic pulmonary tuberculosis
- 8 Morphological picture with cavernous, fibro-cavernous and cirrhotic pulmonary tuberculosis

Topic 8. Complications and emergency conditions. chronic pulmonary heart, amyloidosis, pulmonary bleeding, spontaneous pneumothorax. Pathogenesis, clinic, diagnosis. First aid treatment.

Министерство науки и высшего образования РФ Ульяновский государственный университет	Форма	
Ф-Рабочая программа дисциплины		

questions to the topic:


- 1 Data from a general clinical laboratory study for amyloidosis of internal organs
- 2 Data from a general clinical laboratory study for pulmonary heart disease
- 3 Data of an X-ray examination of the lungs in pulmonary heart failure
- 4 The results of the study of FVD in pulmonary heart failure
- ECG results for pulmonary heart disease
- 5 Data from a general clinical laboratory study for pulmonary hemorrhage
- 6 Fibrobronchoscopy data for pulmonary hemorrhage
- 7 The results of the study of HFV with pulmonary bleeding
- 8 Results of an ECG study for pulmonary hemorrhage

- 9 Radiological findings for spontaneous pneumothorax
- 10 The results of the study of high pressure for spontaneous pneumothorax
- 11 Results of an ECG study with spontaneous pneumothorax

Topic 9. Extrapulmonary forms of tuberculosis .. General concept of the pathogenesis of extrapulmonary tuberculosis. Features of pathomorphology. Tuberculosis of the membranes of the brain, urinary system, osteoarticular system, organs of the abdominal cavity (intestines, peritoneum, mesenteric lymph nodes), female and male genitalia, eyes, skin and peripheral lymph nodes. Clinic, diagnosis, differential diagnosis

Questions to the topic:

- 1 Data from a general clinical laboratory study for tuberculosis of extrapulmonary localization
- 2 Data from a general clinical and biochemical study of cerebrospinal fluid in tuberculous meningitis
- 3 The results of a bacteriological study of cerebrospinal fluid on the causative agent of the disease in tuberculous meningitis
- 4 Results of microbiological studies on the causative agent of the disease in female genital tuberculosis
- 5 Radiological findings for female genital tuberculosis
- 6 Results of endoscopic diagnosis of female genital tuberculosis
- 7 Results of microbiological studies on the causative agent of the disease in male genital tuberculosis
- 8 Radiological findings for male genital tuberculosis
- 9 Results of endoscopic diagnosis of male genital tuberculosis
- 10 Results of microbiological studies on the causative agent of the disease in case of urinary tuberculosis
- 11 Data of radiation diagnosis in case of urinary tuberculosis
- 12 Results of endoscopic diagnosis for urinary tuberculosis
- 13 Data of radiation diagnosis in tuberculosis of the osteoarticular system
- 14 Results of microbiological studies on the causative agent of the disease in tuberculosis of the osteoarticular system
- 15 Results of morphological research methods for tuberculosis of the osteoarticular system
- 16 The results of microbiological studies on the causative agent of the disease in tuberculosis of the intestine, mesenteric lymph nodes, peritoneum
- 17 Data of radiation diagnosis for tuberculosis of the intestine, mesenteric lymph nodes, peritoneum
- 18 Results of endoscopic diagnosis for intestinal tuberculosis, mesenteric lymph nodes, peritoneum
- 19 Results of morphological research methods in the intestine, mesenteric lymph nodes, peritoneum
- 20 Results of microbiological studies on the causative agent of the disease in tuberculosis of peripheral lymph nodes, skin.
- 21 Data of radiation diagnosis for tuberculosis of peripheral lymph nodes.

Министерство науки и высшего образования РФ Ульяновский государственный университет	Форма	
Ф-Рабочая программа дисциплины		

22 Results of fundus examination for choroid tuberculosis

23 Results of morphological research methods for tuberculosis of peripheral lymph nodes, skin.

Topic 10. Tuberculosis in combination with other diseases, tuberculosis and motherhood. Tuberculosis and COPD, tuberculosis and peptic ulcer, tuberculosis and diabetes mellitus, tuberculosis and mental illness, tuberculosis and drug addiction, tuberculosis and HIV infection: features of pathogenesis and pathology, clinical presentation, course, outcomes and treatment. Tuberculosis and motherhood.

Questions to the topic:

1 Features of pathogenesis, pathological anatomy of tuberculosis in combination with COPD (chronic non-specific lung diseases).

2 Features of the clinical picture, diagnosis, differential diagnosis, outcomes in combination with COPD

3 Features of the pathogenesis and pathological anatomy of tuberculosis in combination with UB and YAB duodenal ulcer (peptic ulcer of the stomach and duodenum).

4 Features of the clinical picture, diagnosis, differential diagnosis and outcomes in combination with UB and YAB duodenum.

5 Features of the pathogenesis and pathological anatomy of tuberculosis in combination with diabetes mellitus (DM)

6 Features of the clinical picture, diagnosis, differential diagnosis, outcomes in combination with diabetes

7 Features of the pathogenesis and pathological anatomy of tuberculosis in combination with mental illness, substance abuse and drug addiction.

8 Features of the clinical picture, diagnosis, differential diagnosis, outcomes in combination with mental illness, substance abuse and drug addiction

9 Features of the pathogenesis and pathological anatomy of tuberculosis in combination with HIV infection

10 Features of the clinical picture, diagnosis, differential diagnosis, outcomes in combination with HIV infection

Section 3. Detection, treatment and prevention of tuberculosis

Topic 11. Detection and prevention of tuberculosis. The work of the general treatment network for the detection and prevention of tuberculosis. Organization of early detection of tuberculosis in adults: fluorographic examination (frequency of examination in risk groups, decreed groups). The organization of the Mantoux Test with 2TE for the early detection of tuberculosis in children. Differential diagnosis of infectious and post-vaccination allergies. DIASKIN test. Detection of tuberculosis by treatment

Questions to the topic:

1 Clinical observation of tuberculosis patients.

2 Organization and conduct of a Mantoux test with 2 TE and a sample with a recombinant tuberculosis allergen in the pediatric area. Differential diagnosis of infectious and post-vaccination allergies


3 Organization and conduct of fluorographic examinations of the population. The formation of risk groups for tuberculosis at the therapeutic site

4 Specific tuberculosis prophylaxis. BCG vaccination and revaccination: indications, contraindications, technique and timing. Monitoring the development of the vaccination reaction, complications of BCG vaccination and their treatment

5 Primary and secondary chemoprophylaxis of tuberculosis: indications, methods

6 Sanitary prevention of tuberculosis. Preventive work in the focus of tuberculosis infection


7 Analysis of the main epidemiological indicators for tuberculosis: infection, morbidity, morbidity with tuberculosis; tuberculosis mortality

Министерство науки и высшего образования РФ Ульяновский государственный университет	Форма	
Ф-Рабочая программа дисциплины		

Topic 12. Treatment of tuberculosis. General principles for the treatment of tuberculosis. Chemotherapy: principles, classification of drugs, side effects of drugs; standard chemotherapy regimens. Pathogenetic methods of treating tuberculosis: indications and contraindications to them. Collapse-therapeutic methods of treating tuberculosis: indications and contraindications. . Surgical treatments for tuberculosis: radical and palliative surgery for pulmonary tuberculosis. Sanatorium treatment of tuberculosis patients.

Questions to the topic:

- 1 Basic principles for the treatment of tuberculosis patients
- 2 Categories of patients with pulmonary tuberculosis to be treated, according to the order of the Ministry of Health of the Russian Federation No. 951 dated December 29, 2014
- 3 Classification of chemotherapy drugs according to their activity
- 4 Basic anti-TB drugs: mechanism of action, contraindications
- 5 Reserve anti-TB drugs: mechanism of action, contraindications
- 6 Adverse reactions to anti-TB drugs and measures for their prevention and elimination
- 7 Collapse therapy therapeutic methods for the treatment of pulmonary tuberculosis, indications, contraindications
- 8 Methods of radical surgery for tuberculosis
- 9 Methods of palliative surgery
- 10 Collapse surgical treatment for pulmonary tuberculosis
- 11 Pathogenetic and symptomatic treatment of tuberculosis. Sanatorium treatment of tuberculosis
- 12 Clinical observation of patients with tuberculosis.
- 13 Organization and conduct of a Mantoux test with 2 TE and a protein recombinant allergen test (Diaskin test) in the pediatric area. Differential diagnosis of infectious and post-vaccination allergies
- 14 Organization and conduct of fluorographic examinations of the population. The formation of risk groups for tuberculosis at the therapeutic site
- 15 Specific tuberculosis prophylaxis. BCG vaccination and revaccination: indications, contraindications, technique and timing. Monitoring the development of the vaccination reaction, complications of BCG vaccination and their treatment
- 16 Primary and secondary chemoprophylaxis of tuberculosis: indications, methods
- 17 Sanitary prevention of tuberculosis. Preventive work in the focus of tuberculosis infection
- 18 The main epidemic indicators for tuberculosis: infection, incidence, morbidity with tuberculosis; tuberculosis mortality


Министерство науки и высшего образования РФ Ульяновский государственный университет	Форма	
Ф-Рабочая программа дисциплины		

7.LABORATORY WORKS, PRACTICES - This type of work is not provided by WP.


8.SUBJECT OF COURSE, CONTROL WORKS, ABSTRACTS - This type of work is not provided by WP


9. LIST OF QUESTIONS FOR THE EXAM

Competency Index	№	Wording of the question
PC-1	1	Current status and prospects of the fight against tuberculosis in the Russian Federation. National tuberculosis control concept.
	2	The causative agent of tuberculosis, its classification. Properties of Mycobacterium tuberculosis, variability of mycobacterium tuberculosis.
	3	Mechanisms for the development of drug resistance of mycobacteria. Primary and secondary drug resistance.
	4	Mono, poly - resistance to tuberculosis mycobacteria. Multiple and wide resistance of mycobacterium tuberculosis to drugs. Clinical value
	5	Natural mechanisms of resistance to tuberculosis infections.
	6	The role of cellular and humoral immunity in protecting against tuberculosis infection.
	7	Productive, exudative and alternative types inflammatory tissue reactions in tuberculosis
	8	Paraspecific reactions in tuberculosis and their clinical significance.
	9	The pathogenesis of primary tuberculosis infection in children and teenagers. Turn of tuberculin test.
	10	The pathogenesis of clinical forms of the secondary period of infection.
	11	General concept of pathogenesis of extrapulmonary tuberculosis localizations.
	12	The basic principles of the modern classification of tuberculosis.
PC2	13	The main epidemiological indicators for tuberculosis.
	14	The tasks facing dispensaries to identify and tuberculosis prevention among adults.
	15	The tasks of the dispensary for the detection and prevention of tuberculosis in children and adolescents.
	16	Groups at risk for tuberculosis among children and adolescents.
	17	Organization and planning of events for early and early timely identification of tuberculosis patients among the adult population.
	18	Organization and planning of early detection activities tuberculosis in children and adolescents.
	19	Methods of specific and nonspecific prevention tuberculosis.
	20	The focus of tuberculosis infection. Types of foci.

Министерство науки и высшего образования РФ Ульяновский государственный университет	Форма	
Ф-Рабочая программа дисциплины		

	21	Classification of foci of tuberculosis infection according to the degree of epidemic danger.
	22	Primary measures in the focus of tuberculosis infection
	23	The role of the general network therapist in organizing events in the outbreak tuberculosis infection.
	24	TB vaccination. BCG vaccination and BCG-M.
	25	The vaccine process is normal and monitored.
	26	Complications of the vaccine process and their treatment
	27	Primary and secondary chemoprophylaxis of tuberculosis.
PC5	28	Laboratory methods for the diagnosis of tuberculosis
	29	Radiation methods for the diagnosis of tuberculosis.
	30	Endoscopic methods for the diagnosis of tuberculosis.
	31	Immunological methods for the diagnosis of tuberculosis.
	32	Tuberculinodiagnosis of tuberculosis: indications, contraindications, diagnostic capabilities. Test with the drug "Diaskintest".
	33	Modern molecular genetic methods for the diagnosis of tuberculosis. PCR in the diagnosis of tuberculosis.
	34	The diagnostic value of shifts in peripheral blood and ESR in various forms and phases of the tuberculosis process.
	35	Indications, contraindications, Mantoux test technique with 2 TE. Differential diagnosis of infectious and post-vaccination allergies.
	36	Indications, contraindications, technique, evaluation of the results of the Grinchar - Karpilovsky tuberculin test.
	37	Koch test. Indications. Contraindications Koch samples.
	38	Research methods for respiratory function.
PC6	39	Pathogenesis, pathology, clinical signs, diagnosis, the course, complications and outcomes of the primary tuberculosis complex in children and adolescents; differential diagnosis
	40	Tumor and infiltrative tuberculosis of the intrathoracic lymph nodes: pathogenesis, pathomorphology, clinic, diagnosis, course, complications and outcomes; differential diagnostics
	41	Small forms of intrathoracic lymphatic tuberculosis nodes. Features of the clinical picture and diagnosis
	42	Pulmonary and typhoid forms of miliary pulmonary tuberculosis. Pathogenesis, pathomorphology, clinic, diagnosis, course, complications and outcomes differential diagnosis with dissemination of another etiology
	43	Subacute and chronic disseminated (hematogenous) pulmonary tuberculosis, pathogenesis, pathological anatomy, clinical and radiological signs.
	44	Focal pulmonary tuberculosis. Pathogenesis, pathomorphology, clinic, diagnosis, course and outcomes.
	45	Pathogenesis, pathomorphology, clinic, diagnosis, complications and outcomes of various types of tuberculous infiltrates.
	46	Differential diagnosis of infiltrative pulmonary tuberculosis.
	47	Pathogenesis, pathomorphology, clinic, course, complications and outcomes of caseous pneumonia.

Министерство науки и высшего образования РФ Ульяновский государственный университет		Форма	
Ф-Рабочая программа дисциплины			
	48	Features of the pathogenesis, histological picture, clinic, course and outcomes of various and clinical pictures of various pathomorphological types of pulmonary tuberculosis. Differential diagnosis of tuberculosis.	
	49	Pathogenesis, pathological anatomy, clinical presentation, course, outcomes of tuberculous pleurisy. Differential diagnosis.	
	50	Pathogenesis, pathomorphology, clinic, course, diagnosis, complications and outcomes of cavernous pulmonary tuberculosis	
	51	Pathogenesis, pathological anatomy, clinic, course, diagnosis, complications and outcomes of fibro-cavernous pulmonary tuberculosis	
	52	Pathogenesis, pathomorphology, clinic, diagnosis, complications and outcomes of cirrhotic pulmonary tuberculosis. Differential diagnosis of cirrhotic pulmonary tuberculosis	
	53	Pathogenesis, pathanatomy, clinical manifestations of the main forms of meningitis (basilar, spinal and meningo-encephalitis); diagnosis, differential diagnosis, course, complications and outcomes.	
	54	Pathogenesis, pathological anatomy, clinic, diagnosis, differential diagnosis, course and outcomes of tuberculosis of the intestine, peritoneum and mesenteric lymph nodes.	
	55	Pathogenesis, pathology, clinic, diagnosis, course, complications and outcomes of tuberculosis of bones and joints; differential diagnostics.	
	56	Tuberculosis of the kidneys and urinary tract: pathogenesis, pathological anatomy, clinic, diagnosis, differential diagnosis, complications and outcomes.	
	57	Genital tuberculosis in men and women: pathogenesis, pathology, clinic, diagnosis, differential diagnosis, course, complications and outcomes.	
	58	Tuberculosis of the peripheral lymph nodes: pathogenesis, pathology, clinic, diagnosis, course, complications and outcomes.	
	59	Features of the clinical picture and course of tuberculosis in patients with diabetes.	
	60	Features of the clinical picture and course of tuberculosis in patients with peptic ulcer of the stomach and duodenum.	
	61	Features of the clinical picture and course of pulmonary tuberculosis, flowing against a background of chronic lung injury	
	62	Features of the clinical picture and course of tuberculosis in pregnant women.	
	63	Features of the course of tuberculosis in patients with alcoholism and HIV infection.	
	64	Pulmonary hemorrhage: pathogenesis, clinical features, diagnosis, differential diagnosis, emergency care and treatment.	
GPC8	65	Pharmacokinetics, mechanism of action of the main anti-TB drugs.	
	66	Classification of anti-TB drugs by degree activity	
	67	Side effects of anti-TB drugs	
	68	Measures to eliminate and prevent side effects anti-TB drugs	

Министерство науки и высшего образования РФ Ульяновский государственный университет		Форма	
Ф-Рабочая программа дисциплины			
	69	Pathogenetic drugs in the treatment of tuberculosis: groups, mechanism of action	
	70	The basic principles of treatment of a patient with tuberculosis.	
	71	The main methods of pathogenetic therapy, indications and contraindications to their use	
	72	Indications, contraindications to artificial pneumothorax and pneumoperitoneum.	
	73	Modern methods of surgical treatment of patients with pulmonary tuberculosis: indications, contraindications.	
	74	Sanatorium treatment of tuberculosis patients. Indications and contraindications.	

Criteria and grading scales:

- assessment criteria - the correct answers to the questions posed;
- assessment indicator - percentage of correct answers to questions;
- assessment scale (assessment) - 4 levels of competency assessment are identified:
high - more than 80% of correct answers; sufficient - from 60 to 80% of the correct answers; threshold - from 50 to 60% of correct answers; critical - less than 50% of correct answers.

10. STUDENTS INDEPENDENT WORK

Full-time form of education

Title and sections and topics	Type of independent work	Volume in hours	form of control
Section 1. Epidemiology, etiology and pathogenesis, pathological anatomy and methods for diagnosing tuberculosis	Study material, problem solving, preparation for testing	4	Testing, verification of problem solving
Section 2. Clinical picture of tuberculosis	Study material, problem solving, preparation for testing	28	Testing, verification of problem solving
Section 3. Identification, tuberculosis prevention and treatment	Study material, problem solving, preparation for testing	4	Testing, verification of problem solving
Exam	Exam preparation	36	
Total		72	

11. METHODOICAL AND INFORMATIONAL SUPPORT OF THE DISCIPLINE

1. Basic literature:

Perel'man M.I., Ftiziatriya : uchebnik / M. I. Perel'man, I. V. Bogadel'nikova. - 4-e izd., pererab. i dop. - M. : GEOTAR-Media, 2015. - 448 s. - ISBN 978-5-9704-3318-8 -

Tekst : elektronnyj // EBS "Konsul'tant studenta" : [sajt]. - URL :

<http://www.studentlibrary.ru/book/ISBN9785970433188.html>

2. Perel'man, M. I. Ftiziatriya: uchebnik dlya vuzov / Perel'man Mihail Izrajlevich, V. A. Koryakin, I. V. Bogadel'nikova. - 3-e izd., pererab. i dop. - Moskva : Medicina, 2004.

3. Mishin V.YU., Ftiziatriya : uchebnik / V. YU. Mishin i dr. - 2-e izd., pererab. i dop. - M. : GEOTAR-Media, 2016. - 520 s. - ISBN 978-5-9704-3668-4 - Tekst : elektronnyj // EBS "Konsul'tant studenta" : [sajt]. -

URL : <http://www.studentlibrary.ru/book/ISBN9785970436684.html>

2. Additional literature:

Kishkun A. A., Naznachenie i klinicheskaya interpretaciya rezul'tatov laboratornyh issledovanij [Elektronnyj resurs] / A. A. Kishkun - M. : GEOTAR-Media, 2016. -448 c. - ISBN 978-5-9704-3873-2 - Rezhim dostupa:

<http://www.studentlibrary.ru/book/ISBN9785970438732.html>

1. Mishin V.YU., Tuberkulodiagnostika / Mishin V.YU. - M. : GEOTAR-Media, 2013.

- 136 s. (Seriya "Biblioteka vracha-specialista") - ISBN 978-5-9704-2338-7 - Tekst : elektronnyj // EBS "Konsul'tant studenta" : [sajt]. - URL : <http://www.studentlibrary.ru/book/ISBN9785970423387.html>

2. Molofeev, A. N. Differencial'naya diagnostika disseminirovannogo tuberkuleza legkih : ucheb. posobie po ftiziopul'monologii / A. N. Molofeev, V. V. Gnoevyh, L. N. Savonenkova ; UIGU, IMEiFK. - Ul'yanovsk : UIGU, 2015. Rezhim dostupa :

<http://lib.ulsu.ru/MegaPro/Download/MObject/84/molofeev15.pdf>

3. Savonenkova, L. N. Differencial'naya diagnostika tuberkulomy legkogo : ucheb. posobie / L. N. Savonenkova, A. N. Molofeev, V. K. Ostrovskij ; UIGU, IMEiFK. - Ul'yanovsk : UIGU, 2015. Rezhim dostupa http://lib.ulsu.ru/MegaPro/Download/MObject/128/savonenkova_diff_2015.pdf

4. Struchkov P.V., Spirometriya [Elektronnyj resurs] / P.V. Struchkov, D.V. Drozdov, O.F. Lukina - M. : GEOTAR-Media, 2017. - 96 s. - ISBN 978-5-9704-4066-7 - Rezhim dostupa:

<http://www.studentlibrary.ru/book/ISBN9785970440667.html>

3. educational literature:

Savonenkova L. N.

Methodical guidelines for the organization of independent work of students on the discipline "Phthisiatry" specialties 31.05.01 "General medicine" / L. N. Savonenkova, Л. Н. Саво~~ненко~~ва; Ulyanovsk State University, Insitute of Medicine, Ecology and Physical culture. - Ulyanovsk : UISU, 2019. - Загл. с экрана; На англ. яз.; Неопубликованный ресурс. - Текст : электронный.

<http://lib.ulsu.ru/MegaPro/Download/MObject/8074>

Agreed by:


Библиотекарь  /Полина Н.Ю./ 18.06.2020 г.
Должность сотрудника научной библиотеки подпись ФИО дата


c) Professional databases, information and reference systems:

Electronic library systems:

- 2.1. IPRbooks [Electronic resource]: electronic library system / group of companies IP Air Media. - The electron. Dan. - Saratov, [2019]. - Access mode: <http://www.iprbookshop.ru>.
- 2.2. URIGHT [Electronic resource]: electronic library system / LLC Electronic publishing house URIGHT. - The electron. Dan. - Moscow, [2019]. - Access mode: <https://www.biblio-online.ru>.
- 2.3. Student Consultant [Electronic Resource]: Electronic Library System / Polytechresurs LLC. - The electron. Dan. - Moscow, [2019]. - Access mode: <http://www.studentlibrary.ru/pages/catalogue.html>.
- 2.4. Doe [Electronic resource]: electronic library system / ELS Doe LLC. - The electron. Dan. - St. Petersburg, [2019]. - Access mode: <https://e.lanbook.com>.
- 2.5. Znanium.com [Electronic resource]: electronic library system / Znanium LLC. - The electron. Dan. - Moscow, [2019]. - Access mode: <http://znanium.com>.
3. ConsultantPlus [Electronic resource]: legal reference system. / Consultant Plus Company - Electron. Dan. - Moscow: Consultant Plus, [2019].
4. Database of periodicals [Electronic resource]: electronic journals / IVIS LLC. - The electron. Dan. - Moscow, [2019]. - Access mode: <https://dlib.eastview.com/browse/udb/12>.
5. National Digital Library [Electronic resource]: electronic library. - The electron. Dan. - Moscow, [2019]. - Access mode: <https://neb.rf>.
6. Digital library of dissertations of the RSL [Electronic resource]: electronic library / FSBI RSL. - The electron. Dan. - Moscow, [2019]. - Access mode: <https://dvs.rsl.ru>.
7. Federal information and educational portals:
 - 7.1. Information system Single window of access to educational resources. Access Mode: <http://window.edu.ru>
 - 7.2. Federal portal Russian education. Access Mode: <http://www.edu.ru>
8. Educational resources of UISU:
 - 8.1. Electronic library of UISU. Access Mode: <http://lib.ulsu.ru/MegaPro/Web>
 - 8.2. Educational portal of UISU. Access Mode: <http://edu.ulsu.ru>

Agreed by:

Техник 1 категории  /Бородулина Ю.С. / 18.06.2020 г.
Должность сотрудника УИТиТ подпись ФИО дата

Министерство науки и высшего образования РФ Ульяновский государственный университет	Форма	
Ф-Рабочая программа дисциплины		

12. MATERIAL AND TECHNICAL SUPPORT OF DISCIPLINE:

The list of material and technical equipment. Lists technical means and equipment used for classes.

Study room No. 47 for conducting lecture-type classes, seminar-type classes, group and individual consultations, ongoing monitoring and intermediate certification (with a set of demonstration equipment to ensure the provision of illustrative material in accordance with the work program of the discipline, access to EDS).

The room is equipped with a set of student furniture for _20 seats. Area - 18, 48 m2

Technical means:

1. negatoscopes - "Hera-H-PM-03" single-frame,
2. multimedia projector 3. fluoroscopes -2

Information stands - on the clinical forms of tuberculosis, methods of diagnosis and differential diagnosis, prevention and treatment of tuberculosis;

Set of roentgenograms, tomograms, computer tomograms.

Classroom number 68 for conducting seminar-type classes, group and individual consultations, ongoing monitoring and interim certification.

The room is equipped with a set of student furniture for 10 seats. Area - 9.59 m2

Technical means:

1. negatoscopes - "Hera-H-PM-03" single-frame,
2. multimedia projector 3. fluoroscopes -2

Classroom number 15 for conducting seminar-type classes, group and individual consultations, ongoing monitoring and interim certification.

The room is equipped with a set of student furniture for 15 seats. Area - 26.4 m2


Technical means:

1. negatoscopes - "Hera-H-PM-03" single-frame,
2. multimedia projector 3. fluoroscopes -2

Information stands - on the clinical forms of tuberculosis, methods of diagnosis and differential diagnosis, prevention and treatment of tuberculosis;

Set of roentgenograms, tomograms, computer tomograms

**Ulyanovsk Region, Ulyanovsk, ul. Metallistov, 28 (auditorium 47, 68)
Ulyanovsk, 3 proezd Injenerniy 3 (auditorium 15)**

Министерство науки и высшего образования РФ Ульяновский государственный университет	Форма	
Ф-Рабочая программа дисциплины		

13. SPECIAL CONDITIONS FOR STUDENTS WITH DISABILITIES OF HEALTH

Training in BEP for students with disabilities is carried out taking into account the characteristics of psychophysical development, individual



opportunities and health status of such students. Education of students with disabilities can be organized both jointly with other students and separately. If necessary, students from among persons with disabilities (at the request of the student) may be offered one of the following options for perceiving information, taking into account their individual psychophysical characteristics:
for persons with visual impairments: in print in large print; in the form of an electronic document; in the form of an audio file (translation of training materials into audio format); in printed form in Braille; individual consultations with the involvement of a tiflos sign language interpreter; individual tasks and consultations.


for persons with hearing impairment: in print; in the form of an electronic document; video materials with subtitles; individual consultations involving an interpreter; individual tasks and consultations.

for persons with disorders of the musculoskeletal system: in printed form; in the form of an electronic document; in the form of an audio file; individual tasks and consultations. ”

Developer _____  _____
signature position, name
_professor Savonenkova L.N._____

LIST OF CHANGES 1 of Educational plan of discipline ” Phthisiology ” Speciality 31.05.01. «General medicine»

№	Content of the change or a link to the attached text of the	Full name of the head of the Department developing the discipline	Signature	Date
1	Introduction of changes to item a) Recommended Literature item 11 "Educational, methodological and information support of the discipline" with the design of Appendix 1	Ruzov V.I		30.08.2021
2	Introduction of changes to item c) Professional databases, information and reference systems item 11 "Educational, methodological and information support of the discipline" with the design of Appendix 2	Ruzov V.I		30.08.2021

Министерство науки и высшего образования РФ Ульяновский государственный университет	Форма	
Ф-Рабочая программа дисциплины		

Appendix 1

11. METHODOICAL AND INFORMATIONAL SUPPORT OF THE DISCIPLINE

3. Basic literature:

Perel'man M.I., Ftiziatrya : uchebnik / M. I. Perel'man, I. V. Bogadel'nikova. - 4-e izd., pererab. i dop. - M. : GEOTAR-Media, 2015. - 448 s. - ISBN 978-5-9704-3318-8 -

Tekst : elektronnyj // EBS "Konsul'tant studenta" : [sajt]. - URL :

<http://www.studentlibrary.ru/book/ISBN9785970433188.html>

2. Perel'man, M. I. Ftiziatrya: uchebnik dlya vuzov / Perel'man Mihail Izrajlevich, V. A. Koryakin, I. V. Bogadel'nikova. - 3-e izd., pererab. i dop. - Moskva : Medicina, 2004.

3. Mishin V.YU., Ftiziatrya : uchebnik / V. YU. Mishin i dr. - 2-e izd., pererab. i dop. - M. : GEOTAR-Media, 2016. - 520 s. - ISBN 978-5-9704-3668-4 - Tekst : elektronnyj // EBS "Konsul'tant studenta" : [sajt]. -

URL : <http://www.studentlibrary.ru/book/ISBN9785970436684.html>

4. Additional literature:

Kishkun A. A., Naznachenie i klinicheskaya interpretatsiya rezul'tatov laboratornyh issledovaniy [Elektronnyj resurs] / A. A. Kishkun - M. : GEOTAR-Media, 2016. -448 c. - ISBN 978-5-9704-3873-2 - Rezhim dostupa:

<http://www.studentlibrary.ru/book/ISBN9785970438732.html>

1. Mishin V.YU., Tuberkulodiagnostika / Mishin V.YU. - M. : GEOTAR-Media, 2013.

- 136 s. (Seriya "Biblioteka vracha-specialista") - ISBN 978-5-9704-2338-7 - Tekst : elektronnyj // EBS

"Konsul'tant studenta" : [sajt]. - URL : <http://www.studentlibrary.ru/book/ISBN9785970423387.html>

2. Molofeev, A. N. Differentsial'naya diagnostika disseminirovannogo tuberkuleza legkih : ucheb. posobie po ftiziopul'monologii / A. N. Molofeev, V. V. Gnoevyh, L. N. Savonenkova ; UIGU, IMEiFK. - Ul'yanovsk : UIGU, 2015. Rezhim dostupa :

<http://lib.ulsu.ru/MegaPro/Download/MObject/84/molofeev15.pdf>

3. Savonenkova, L. N. Differentsial'naya diagnostika tuberkulomy legkogo : ucheb. posobie / L. N. Savonenkova, A. N. Molofeev, V. K. Ostrovskij ; UIGU, IMEiFK. - Ul'yanovsk : UIGU, 2015. Rezhim dostupa http://lib.ulsu.ru/MegaPro/Download/MObject/128/savonenkova_diff_2015.pdf


4. Struchkov P.V., Spirometriya [Elektronnyj resurs] / P.V. Struchkov, D.V. Drozdov, O.F. Lukina - M. : GEOTAR-Media, 2017. - 96 s. - ISBN 978-5-9704-4066-7 - Rezhim dostupa:

<http://www.studentlibrary.ru/book/ISBN9785970440667.html>

3. educational literature:


Savonenkova L. N.

Methodical guidelines for the organization of independent work of students on the discipline "Phthisiatry"

Министерство науки и высшего образования РФ Ульяновский государственный университет	Форма	
Ф-Рабочая программа дисциплины		

specialties 31.05.01 "General medicine" / L. N. Savonenkova, Л. Н. **Савоненкова**; Ulyanovsk State University, Institute of Medicine, Ecology and Physical culture. - Ulyanovsk : UISU, 2019. - Загл. с экрана; На англ. яз.; Неопубликованный ресурс. - Текст : электронный.
<http://lib.ulsu.ru/MegaPro/Download/MObject/8074>

Agreed by:

Библиотекарь  /Полина Н.Ю./ 21.04.2021г.
Должность сотрудника научной библиотеки подпись ФИО дата


b) Software

Appendix 2

c) Professional databases, information and reference systems:

Electronic library systems:

- 2.1. IPRbooks [Electronic resource]: electronic library system / group of companies IP Air Media. - The electron. Dan. - Saratov, [2019]. - Access mode: <http://www.iprbookshop.ru>.
- 2.2. URIGHT [Electronic resource]: electronic library system / LLC Electronic publishing house URIGHT. - The electron. Dan. - Moscow, [2019]. - Access mode: <https://www.biblio-online.ru>.
- 2.3. Student Consultant [Electronic Resource]: Electronic Library System / Polytechresurs LLC. - The electron. Dan. - Moscow, [2019]. - Access mode: <http://www.studentlibrary.ru/pages/catalogue.html>.
- 2.4. Doe [Electronic resource]: electronic library system / ELS Doe LLC. - The electron. Dan. - St. Petersburg, [2019]. - Access mode: <https://e.lanbook.com>.
- 2.5. Znanium.com [Electronic resource]: electronic library system / Znanium LLC. - The electron. Dan. - Moscow, [2019]. - Access mode: <http://znanium.com>.
3. ConsultantPlus [Electronic resource]: legal reference system. / Consultant Plus Company - Electron. Dan. - Moscow: Consultant Plus, [2019].
4. Database of periodicals [Electronic resource]: electronic journals / IVIS LLC. - The electron. Dan. - Moscow, [2019]. - Access mode: <https://dlib.eastview.com/browse/udb/12>.
5. National Digital Library [Electronic resource]: electronic library. - The electron. Dan. - Moscow, [2019]. - Access mode: <https://neb.rf>.
6. Digital library of dissertations of the RSL [Electronic resource]: electronic library / FSBI RSL. - The

Министерство науки и высшего образования РФ Ульяновский государственный университет	Форма	
Ф-Рабочая программа дисциплины		

electron. Dan. - Moscow, [2019]. - Access mode: <https://dvs.rsl.ru>.

7. Federal information and educational portals:

7.1. Information system Single window of access to educational resources. Access Mode:

<http://window.edu.ru>



7.2. Federal portal Russian education. Access Mode: <http://www.edu.ru>

8. Educational resources of UISU:



8.1. Electronic library of UISU. Access Mode: <http://lib.ulsu.ru/MegaPro/Web>


8.2. Educational portal of UISU. Access Mode: <http://edu.ulsu.ru>

Agreed by:

Техник 1 категории  /Бородулина Ю.С. / 21.04.2021 г.
Должность сотрудника УИТут  подпись ФИО дата

**LIST OF CHANGES 2 of
Educational plan of discipline "Phthisiology"
Speciality 31.05.01. «General medicine»**

№	Content of the change or a link to the attached text of the	Full name of the head of the Department developing the discipline	Signature	Date
1	Introduction of changes to item a) Recommended Literature item 11 "Educational, methodological and information support of the discipline" with the design of Appendix 1	Ruzov V.I		29.04.2022
2	Introduction of changes to item c) Professional databases, information and reference systems item 11 "Educational, methodological and information support of the discipline" with the design of Appendix 2	Ruzov V.I		29.04.2022

Министерство науки и высшего образования РФ Ульяновский государственный университет	Форма	
Ф-Рабочая программа дисциплины		

Appendix 1

11. EDUCATIONAL-METHODICAL AND INFORMATION SUPPORT OF DISCIPLINE

Фтизиатрия

a) List of recommended literature

a) Core reading:

1. Koshechkin, V. A. Phthisiatry : textbook. / Koshechkin V. A. - Москва : ГЭОТАР-Медиа, 2019. - 256 с. - ISBN 978-5-9704-5302-5. - Текст : электронный // ЭБС "Консультант студента" : [сайт]. - URL : <https://www.studentlibrary.ru/book/ISBN9785970453025>.
2. Yushchuk, N. D. Infectious diseases : textbook / Yushchuk N. D. , Vengerov Yu. Ya. - Москва : ГЭОТАР-Медиа, 2020. - 464 с. - ISBN 978-5-9704-5504-3. - Текст : электронный // ЭБС "Консультант студента" : [сайт]. - URL : <https://www.studentlibrary.ru/book/ISBN9785970455043.html>

b) Supplementary reading:

2. Tarasova L. G. Orofacial tuberculosis: clinic, diagnosis, differential diagnosis / L. G. Tarasova. - Томск : Издательство СибГМУ, 2020. - 102 с. - ISBN 9785985911596. - Текст : электронный // ЭБС "Букап" : [сайт]. - URL : <https://www.books-up.ru/ru/book/orofacial-tuberculosis-clinic-diagnosis-differential-diagnosis-10782954/>
3. Budritsky A. M. Methodics instructions for practical training in Phthisiopulmonology : for the 4-th courses students of medical faculty / A. M. Budritsky, N. V. Vasilenko, N. S. Pravada. - Витебск : ВГМУ, 2020. - 104 с. - ISBN 9789854669700. - Текст : электронный // ЭБС "Букап" : [сайт]. - URL : <https://www.books-up.ru/ru/book/methodics-instructions-for-practical-training-in-phthisiopulmonology-12145454/>


c) Educational and methodical literature

Savonenkova L. N.

Methodical guidelines for the organization of independent work of students on the discipline «Phthisiatry» for specialty 31.05.01 «General medicine» / L. N. Savonenkova; Ulyanovsk State University, Institute of Medicine, Ecology and Physical culture. - Ulyanovsk : UISU, 2022. - Неопубликованный ресурс; На англ. яз. - URL: <http://lib.ulsu.ru/MegaPro/Download/MObject/11528>. - Режим доступа: ЭБС УлГУ. - Текст : электронный.

AGREED:

Main Librarian / D R Stadolnikova  / 22.04.2022
 The position of the worker scientific library Full name signature data

Министерство науки и высшего образования РФ Ульяновский государственный университет	Форма	
Ф-Рабочая программа дисциплины		

Appendix 2

d) Professed data base, directory and search systems:

1. Электронно-библиотечные системы:

1.1. Цифровой образовательный ресурс IPRsmart : электронно-библиотечная система : сайт / ООО Компания «Ай Пи Ар Медиа». - Саратов, [2022]. – URL: <http://www.iprbookshop.ru>. – Режим доступа: для зарегистрир. пользователей. - Текст : электронный.

1.2. Образовательная платформа ЮРАЙТ : образовательный ресурс, электронная библиотека : сайт / ООО Электронное издательство ЮРАЙТ. – Москва, [2022]. - URL: <https://urait.ru>. – Режим доступа: для зарегистрир. пользователей. - Текст : электронный.

1.3. Консультант врача. Электронная медицинская библиотека : база данных : сайт / ООО Высшая школа организации и управления здравоохранением-Комплексный медицинский консалтинг. – Москва, [2022]. – URL: <https://www.rosmedlib.ru>. – Режим доступа: для зарегистрир. пользователей. – Текст : электронный.

1.4. Большая медицинская библиотека : электронно-библиотечная система : сайт / ООО Букап. – Томск, [2022]. – URL: <https://www.books-up.ru/ru/library/>. – Режим доступа: для зарегистрир. пользователей. – Текст : электронный.

1.5. ЭБС Лань : электронно-библиотечная система : сайт / ООО ЭБС Лань. – Санкт-Петербург, [2022]. – URL: <https://e.lanbook.com>. – Режим доступа: для зарегистрир. пользователей. – Текст : электронный.

1.6. ЭБС Znanium.com : электронно-библиотечная система : сайт / ООО Знаниум. - Москва, [2022]. - URL: <http://znanium.com>. – Режим доступа : для зарегистрир. пользователей. - Текст : электронный.

1.7. Clinical Collection : научно-информационная база данных EBSCO // EBSCOhost : [портал]. – URL: <http://web.b.ebscohost.com/ehost/search/advanced?vid=1&sid=9f57a3e1-1191-414b-8763-e97828f9f7e1%40sessionmgr102>. – Режим доступа : для авториз. пользователей. – Текст : электронный.

1.8. База данных «Русский как иностранный» : электронно-образовательный ресурс для иностранных студентов : сайт / ООО Компания «Ай Пи Ар Медиа». – Саратов, [2022]. – URL: <https://ros-edu.ru>. – Режим доступа: для зарегистрир. пользователей. – Текст : электронный.

2. КонсультантПлюс [Электронный ресурс]: справочная правовая система. /ООО «Консультант Плюс» - Электрон. дан. - Москва : КонсультантПлюс, [2022].

3. Базы данных периодических изданий:


3.1. База данных периодических изданий EastView : электронные журналы / ООО ИВИС. - Москва, [2022]. – URL: <https://dlib.eastview.com/browse/udb/12>. – Режим доступа : для авториз. пользователей. – Текст : электронный.

3.2. eLIBRARY.RU: научная электронная библиотека : сайт / ООО Научная Электронная Библиотека. – Москва, [2022]. – URL: <http://elibrary.ru>. – Режим доступа : для авториз. пользователей. – Текст : электронный

3.3. Электронная библиотека «Издательского дома «Гребенников» (Grebinnikon) : электронная библиотека / ООО ИД Гребенников. – Москва, [2022]. – URL: <https://id2.action-media.ru/Personal/Products>. – Режим доступа : для авториз. пользователей. – Текст : электронный.

4. Федеральная государственная информационная система «Национальная электронная библиотека» : электронная библиотека : сайт / ФГБУ РГБ. – Москва, [2022]. – URL: <https://нэб.рф>. – Режим доступа : для пользователей научной библиотеки. – Текст : электронный.

5. SMART Imagebase : научно-информационная база данных EBSCO // EBSCOhost : [портал]. – URL: <https://ebsco.smartimagebase.com/?TOKEN=EBSCO->

Министерство науки и высшего образования РФ Ульяновский государственный университет	Форма	
Ф-Рабочая программа дисциплины		

[1a2ff8c55aa76d8229047223a7d6dc9c&custid=s6895741](https://www.elibrary.ru/1a2ff8c55aa76d8229047223a7d6dc9c&custid=s6895741). – Режим доступа : для авториз. пользователей. – Изображение : электронные.

6. Федеральные информационно-образовательные порталы:

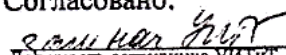
6.1. Единое окно доступа к образовательным ресурсам : федеральный портал . – URL: <http://window.edu.ru/> . – Текст : электронный.

6.2. Российское образование : федеральный портал / учредитель ФГАУ «ФИЦТО». – URL: <http://www.edu.ru>. – Текст : электронный.


7. Образовательные ресурсы УлГУ:


7.1. Электронная библиотечная система УлГУ : модуль «Электронная библиотека» АБИС Мега-ПРО / ООО «Дата Экспресс». – URL: <http://lib.ulsu.ru/MegaPro/Web>. – Режим доступа : для пользователей научной библиотеки. – Текст : электронный.

Согласовано:




Должность сотрудника УИТИТ



ФИО

 19.04.22
подпись дата

Министерство науки и высшего образования РФ Ульяновский государственный университет	Форма	
Ф-Рабочая программа дисциплины		

**LIST OF CHANGES 3 of
Educational plan of discipline "Phthisiology"
Speciality 31.05.01. «General medicine»**

№	Content of the change or a link to the attached text of the	Full name of the head of the Department developing the discipline	Signature	Date
1	Introduction of changes to item a) Recommended Literature item 11 "Educational, methodological and information support of the discipline" with the design of Appendix 1	Ruzov V.I		28.04.2023
2	Introduction of changes to item c) Professional databases, information and reference systems item 11 "Educational, methodological and information support of the discipline" with the design of Appendix 2	Ruzov V.I		28.04.2023

Министерство науки и высшего образования РФ Ульяновский государственный университет	Форма	
Ф-Рабочая программа дисциплины		

Appendix 1

11. EDUCATIONAL-METHODICAL AND INFORMATION SUPPORT OF DISCIPLINE

Фтизиатрия

a) List of recommended literature

a) Core reading:

1. 1. Koshechkin, V. A. Phthisiatry : textbook / V. A. Koshechkin. - Moscow : GEOTAR-Media, 2023. - 256 с. - ISBN 978-5-9704-7329-0. - Текст : электронный // ЭБС "Консультант студента" : [сайт]. - URL : <https://www.studentlibrary.ru/book/ISBN9785970473290.html>

2. Yushchuk, N. D. Infectious diseases : textbook / Yushchuk N. D. , Vengerov Yu. Ya. - Москва : ГЭОТАР-Медиа, 2020. - 464 с. - ISBN 978-5-9704-5504-3. - Текст : электронный // ЭБС "Консультант студента" : [сайт]. - URL : <https://www.studentlibrary.ru/book/ISBN9785970455043.html>

b) Supplementary reading:

3. Tarasova L. G. Orofacial tuberculosis: clinic, diagnosis, differential diagnosis / L. G. Tarasova. - Томск : Издательство СибГМУ, 2020. - 102 с. - ISBN 9785985911596. - Текст : электронный // ЭБС "Букап" : [сайт]. - URL : <https://www.books-up.ru/ru/book/orofacial-tuberculosis-clinic-diagnosis-differential-diagnosis-10782954/>

2 Phthisiatry : учебник. - Москва : ГЭОТАР-Медиа, 2017. - 256 с. - URL: <https://www.rosmedlib.ru/book/ISBN9785970439739.html>

c) Educational and methodical literature

Savonenkova L. N.

Methodical guidelines for the organization of independent work of students on the discipline «Phthisiatry» for specialty 31.05.01 «General medicine» / L. N. Savonenkova; Ulyanovsk State University, Institute of Medicine, Ecology and Physical culture. - Ulyanovsk : UISU, 2022. - Неопубликованный ресурс; На англ. яз. - URL: <http://lib.ulsu.ru/MegaPro/Download/MObject/11528>. - Режим доступа: ЭБС УлГУ. - Текст : электронный.

AGREED:


Main Librarian / Anna D R Stadolnikova_

The position of the worker scientific library

Full name

signature

17.04.2023

Министерство науки и высшего образования РФ Ульяновский государственный университет	Форма	
Ф-Рабочая программа дисциплины		

Appendix 2

d) Professed data base, directory and search systems:

1. Электронно-библиотечные системы:

1.1. Цифровой образовательный ресурс IPRsmart:электронно-библиотечная система : сайт / ООО Компания«Ай Пи Ар Медиа». - Саратов, [2023]. –URL:<http://www.iprbookshop.ru>. – Режим доступа: для зарегистрир. пользователей. - Текст : электронный.

1.2. Образовательная платформа ЮРАЙТ: образовательный ресурс, электронная библиотека : сайт / ООО Электронное издательство«ЮРАЙТ». – Москва, [2023]. - URL: <https://urait.ru>. – Режим доступа: для зарегистрир. пользователей. - Текст : электронный.

1.3. База данных «Электронная библиотека технического ВУЗа (ЭБС «Консультант студента»):электронно-библиотечная система : сайт / ООО «Политехресурс». – Москва, [2023]. –URL:<https://www.studentlibrary.ru/cgi-bin/mb4x>. – Режим доступа: для зарегистрир. пользователей. –Текст : электронный.

1.4. Консультант врача. Электронная медицинская библиотека :база данных : сайт / ООО «Высшая школа организации и управления здравоохранением-Комплексный медицинский консалтинг». – Москва, [2023]. – URL: <https://www.rosmedlib.ru>. – Режим доступа: для зарегистрир. пользователей. – Текст : электронный.

1.5. Большая медицинская библиотека: электронно-библиотечная система: сайт / ООО «Букап». – Томск, [2023]. – URL: <https://www.books-up.ru/ru/library/>. – Режим доступа: для зарегистрир. пользователей. – Текст: электронный.

1.6. ЭБС Лань:электронно-библиотечная система: сайт/ ООО ЭБС «Лань». –Санкт-Петербург, [2023]. –URL:<https://e.lanbook.com>. – Режим доступа: для зарегистрир. пользователей. –Текст : электронный.

1.7. ЭБС Znanium.com:электронно-библиотечная система : сайт / ООО «Знаниум». - Москва, [2023]. - URL: <http://znanium.com> . – Режим доступа: для зарегистрир. пользователей. - Текст : электронный.

2. КонсультантПлюс [Электронный ресурс]: справочная правовая система. /ООО «Консультант Плюс» - Электрон. дан. - Москва :КонсультантПлюс, [2023].

3.Базы данных периодических изданий:

3.1. eLIBRARY.RU: научная электронная библиотека : сайт / ООО «Научная Электронная Библиотека». – Москва, [2023]. – URL: <http://elibrary.ru>. – Режим доступа : для авториз. пользователей. – Текст : электронный

3.2. Электронная библиотека «Издательского дома «Гребенников» (Grebinnikon) : электроннаябиблиотека / ООО ИД «Гребенников». – Москва, [2023]. – URL: <https://id2.action-media.ru/Personal/Products>. – Режим доступа : для авториз. пользователей. – Текст : электронный.


4. Федеральная государственная информационная система «Национальная электронная библиотека»:электронная библиотека: сайт / ФГБУ РГБ. – Москва, [2023]. – URL:<https://нэб.рф>. – Режим доступа: для пользователей научной библиотеки. –Текст : электронный.

5. Российское образование: федеральный портал / учредитель ФГАУ «ФИЦТО». – URL: <http://www.edu.ru>. – Текст : электронный.



6. Электронная библиотечная система УлГУ : модуль «Электронная библиотека» АБИС Мега-ПРО / ООО «Дата Экспресс». – URL:<http://lib.ulsu.ru/MegaPro/Web>. – Режим доступа :для пользователей научной библиотеки. – Текст : электронный.


Согласовано:

Иштеряков Вадим ; Иштеряков Ю.В. ; Иштеряков Ю.В. ; 20.04.2023
 Должность сотрудника УИТиТ ФИО Подпись Дата

Министерство науки и высшего образования РФ Ульяновский государственный университет	Форма	
Ф-Рабочая программа дисциплины		

**LIST OF CHANGES 4 of
Educational plan of discipline "Phthiology"
Speciality 31.05.01. «General medicine»**

№	Content of the change or a link to the attached text of the	Full name of the head of the Department developing the discipline	Signature	Date
1	Introduction of changes to item a) Recommended Literature item 11 "Educational, methodological and information support of the discipline" with the design of Appendix 1	Ruzov V.I		16.04.24
2	Introduction of changes to item c) Professional databases, information and reference systems item 11 "Educational, methodological and information support of the discipline" with the design of Appendix 2	Ruzov V.I		16.04.24

Министерство науки и высшего образования РФ Ульяновский государственный университет	Форма	
Ф-Рабочая программа дисциплины		

Appendix 1

11. EDUCATIONAL-METHODICAL AND INFORMATION SUPPORT OF DISCIPLINE

Фтизиатрия

a) List of recommended literature

a) Core reading:

1. Koshechkin, V. A. Phthisiatry : textbook / V. A. Koshechkin. - Moscow : GEOTAR-Media, 2023. - 256 с. - ISBN 978-5-9704-7329-0. - Текст : электронный // ЭБС "Консультант студента" : [сайт]. - URL : <https://www.studentlibrary.ru/book/ISBN9785970473290.html>

2. Borodulina, E. A. Diagnosis and prevention of tuberculosis in general medical practice : tutorial guide / E. A. Borodulina, B. E. Borodulin. - Москва : ГЭОТАР-Медиа, 2024. - 104 с. - ISBN 978-5-9704-8190-5, DOI: 10.33029/9704-8190-5-DPT-2024-1-104. - Электронная версия доступна на сайте ЭБС "Консультант студента": [сайт]. URL: <https://www.studentlibrary.ru/book/ISBN9785970481905.html>

b) Supplementary reading:

1. Tarasova L. G. Orofacial tuberculosis: clinic, diagnosis, differential diagnosis / L. G. Tarasova. - Томск : Издательство СибГМУ, 2020. - 102 с. - ISBN 9785985911596. - Текст : электронный // ЭБС "Букап" : [сайт]. - URL : <https://www.books-up.ru/ru/book/orofacial-tuberculosis-clinic-diagnosis-differential-diagnosis-10782954/>


2. Yushchuk, N. D. Infectious diseases : textbook / Yushchuk N. D. , Vengerov Yu. Ya. - Москва : ГЭОТАР-Медиа, 2020. - 464 с. - ISBN 978-5-9704-5504-3. - Текст : электронный // ЭБС "Консультант студента" : [сайт]. - URL : <https://www.studentlibrary.ru/book/ISBN9785970455043.html>

c) Educational and methodical literature


Savonenkova L. N.

Methodical guidelines for the organization of independent work of students on the discipline «Phthisiatry» for specialty 31.05.01 «General medicine» / L. N. Savonenkova; Ulyanovsk State University, Institute of Medicine, Ecology and Physical culture. - Ulyanovsk : UISU, 2022. - Неопубликованный ресурс; На англ. яз. - URL: <http://lib.ulsu.ru/MegaPro/Download/MObject/11528>. - Режим доступа: ЭБС УЛГУ. - Текст : электронный.

AGREED:

Leading specialist Стадольникова/  / _____ 2024_

The position of the worker scientific library Full name signature date

Министерство науки и высшего образования РФ Ульяновский государственный университет	Форма	
Ф-Рабочая программа дисциплины		

Appendix 2

Профессиональные базы данных, информационно-справочные системы

1. Электронно-библиотечные системы:

1.1. Цифровой образовательный ресурс IPRsmart : электронно-библиотечная система : сайт / ООО Компания «Ай Пи Ар Медиа». - Саратов, [2024]. – URL: <http://www.iprbookshop.ru>. – Режим доступа: для зарегистрир. пользователей. - Текст : электронный.

1.2. Образовательная платформа ЮРАЙТ : образовательный ресурс, электронная библиотека : сайт / ООО Электронное издательство «ЮРАЙТ». – Москва, [2024]. - URL: <https://urait.ru> . – Режим доступа: для зарегистрир. пользователей. - Текст : электронный.

1.3. База данных «Электронная библиотека технического ВУЗа (ЭБС «Консультант студента») : электронно-библиотечная система : сайт / ООО «Политехресурс». – Москва, [2024]. – URL: <https://www.studentlibrary.ru/cgi-bin/mb4x>. – Режим доступа: для зарегистрир. пользователей. – Текст : электронный.

1.4. Консультант врача. Электронная медицинская библиотека : база данных : сайт / ООО «Высшая школа организации и управления здравоохранением-Комплексный медицинский консалтинг». – Москва, [2024]. – URL: <https://www.rosmedlib.ru>. – Режим доступа: для зарегистрир. пользователей. – Текст : электронный.

1.5. Большая медицинская библиотека : электронно-библиотечная система : сайт / ООО «Букап». – Томск, [2024]. – URL: <https://www.books-up.ru/ru/library/> . – Режим доступа: для зарегистрир. пользователей. – Текст : электронный.

1.6. ЭБС Лань : электронно-библиотечная система : сайт / ООО ЭБС «Лань». – Санкт-Петербург, [2024]. – URL: <https://e.lanbook.com>. – Режим доступа: для зарегистрир. пользователей. – Текст : электронный.

1.7. ЭБС Znanium.com : электронно-библиотечная система : сайт / ООО «Знаниум». - Москва, [2024]. - URL: <http://znanium.com> . – Режим доступа : для зарегистрир. пользователей. - Текст : электронный.

2. КонсультантПлюс [Электронный ресурс]: справочная правовая система. / ООО «Консультант Плюс» - Электрон. дан. - Москва : КонсультантПлюс, [2024].

3. eLIBRARY.RU: научная электронная библиотека : сайт / ООО «Научная Электронная Библиотека». – Москва, [2024]. – URL: <http://elibrary.ru>. – Режим доступа : для авториз. пользователей. – Текст : электронный

4. Федеральная государственная информационная система «Национальная электронная библиотека» : электронная библиотека : сайт / ФГБУ РГБ. – Москва, [2024]. – URL: <https://нэб.рф>. – Режим доступа : для пользователей научной библиотеки. – Текст : электронный.

5. Российское образование : федеральный портал / учредитель ФГАУ «ФИЦТО». – URL: <http://www.edu.ru>. – Текст : электронный.

6. Электронная библиотечная система УлГУ : модуль «Электронная библиотека» АБИС Мега-ПРО / ООО «Дата Экспресс». – URL: <http://lib.ulsu.ru/MegaPro/Web>. – Режим доступа : для пользователей научной библиотеки. – Текст : электронный.

Инженер ведущий



Щуренко Ю.В.

2024